



ROK[®]
M A C H I N E R Y

ROK99 ENERJİ MAKİNA METAL SANAYİ ve DIŞ TİC. LTD. ŞTİ.
ROK99 ENERGY MACHINERY METAL INDUSTRY AND FOREIGN TRADE CO.LTD.

Vision

In order to ensure stable growth of our company;

- To make satisfied with its customers by providing highquality service from every sector that it is active,
- To create a business environment that gives people and institutions that have a common business, based on mutualtrust,
- To create a perfect work environment where employees canhave a chance to develop continuously,
- Do increase the profit of the shareholders in theawareness of responsibility,
- Various businesses by continuously investing in and providing trained workforce that is committed to undertake an important task in the developmentof Turkey's economy.

Mission

- Being a leader in sectors we are active in,
- To realize long-term and continuous investmentsin the national and international arenas,
- To create employment in economy,
- To give importance to contemporary education to create a talented workforce in Turkey.



ROK[®]
MACHINERY

COMPLETE INSTALLATIONS:

- Fixed and Mobile crushing, screening and stocking facilities
- Fixed and mobile crushing, screening and stocking facilities
- Screening, washing and stocking facilities
- Screening and stocking facilities
- Fixed and mobile mechanical stabilization plant

COMPLETE INSTALLATIONS:

- Fixed and Mobile crushing, screening and stocking facilities
- Fixed and mobile crushing, screening and stocking facilities
- Screening, washing and stocking facilities
- Screening and stocking facilities
- Fixed and mobile mechanical stabilization plant

MACHINES;

- Conical crusher
- Jaw crushers
- Primary impact crushers
- Secondary impact crushers
- Pallet crushers
- Tertiary crushers
- Steep shaft crushers
- Vibrating sieves
- Rock feeders
- Washing spirals
- Tape conveyors
- Stocking bunkers and silos
- Argega bunkers
- Nutritious tapes
- Mixers





ROK[®]
MACHINERY



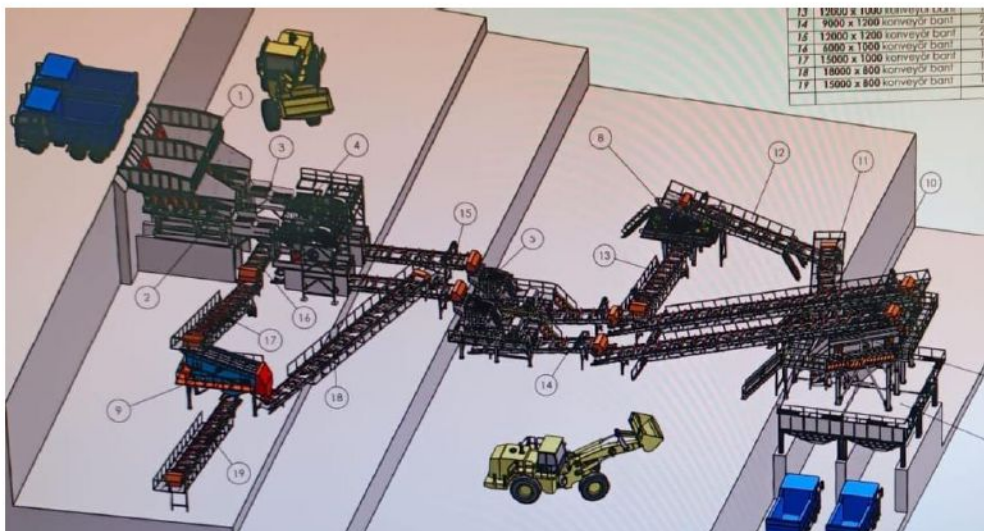



ROK[®]
MACHINERY





ROK[®]
MACHINERY






ROK[®]
MACHINERY

MOBILE AND FIXED CONCRETE BATCHING PLANTS



Primary Impact Crushers;



The clearance between the pendules carrying the crushing plates and the rotor is adjusted by a hydraulic mechanism and the output product size is easily 3sphalt. The main body of the crusher is two 3spha, it is possible to open the upper part completely with hydraulic cylinders and make the breaker maintenance easily. Pallets, break plates and body linings can be easily replaced at minimum downtimes.

The distance between the pendulum and the pallet can be adjusted by 3sphalt with mechanical spring. Primary impact crushers are heavy duty crushers that provide the ability to crush medium-hard non-abrasive limestone-like materials with

high performance and 3 sphalts in product dimensions.

As a result of field studies and customer feedbacks in the 15-year R & D processes in primary impact crushers, important innovations were made in rotor design in 2016, the performance of our crushers was increased, ease of maintenance and significant improvements in service life were made.

Primary impact crushers are manufactured on fixed or semi-trailers as mobile

Technical Specifications

Tip /Type	Rotor Çapı ve Boyu (mm) Rotor diameter and length	Rotor Devir (dev/dk.) Rotor speed	Motor (kw)	Kapasite (ton/saat) Capacity	Alabileceği max.parça (mm) the part that he can take
RM-PDK 01	1410 x 1500	450	315	300 - 450	900
RM-PDK 02	1410 x 1250	450	250	200 - 300	700
RM-PDK 03	1410 x 1000	450	250	150 – 200	300



ROK[®]
MACHINERY

Secondary Type Impact Crushers;

Conventional type,
Adjusted type,
Stream material crusher,

Specifications;

Conventional impact crushers;

The material fed to the crusher first hits the pallets on the rotor and breaks by swerving it to the crushing plates at high speed. The distance between the product size adjustment plate and the pallets is adjusted and 5 sphalt. Since it is done completely by impact without crushing, crushing or tightening, the cost of low wear parts and a high reduction rate are achieved. It is a type of crusher that breaks medium and high hardness materials that can be adjusted thanks to a single adjustment plate in size 5 sphalt and concrete argega. Large material feeding, cubic product, high shrinkrate, high capacity, low investment and operating cost. These type of crushers are used as secondary crushers in crushing screening plants.

It is a type of crusher that breaks medium and high hardness materials that can be adjusted thanks to a single adjustment plate in size 5 sphalt and concrete argega. Large material feeding, cubic product, high shrinkrate, high capacity, low investment and operating cost. These type of crushers are used as secondary crushers in crushing screening plants



–Technical Specifications


Tip /Type	Rotor Çapı ve Boyu (mm) Rotor diameter and length	Rotor Devir (dev/dk.) Rotor speed	Moto r (kw)	Kapasite (ton/saat) Capacity	Alabileceği max.parça (mm) the part that he can take
RM -PST 01	1100 x 1000	750	200	75 - 150	200
RM -PST 02	1100 x 1250	750	250	100 - 200	250
RM -PST 03	1100 x 1000	750	315	200 – 300	300



ROK[®]
MACHINERY

Adjustable Type Impact Crushers,

Maintenance and adjustment are one of the most important advantages of this type of breakers. Direct adjustment of the crusher plates of the rear adjustment rod, easy pallet and liner replacement makes this type of crushers easy to use under construction conditions.



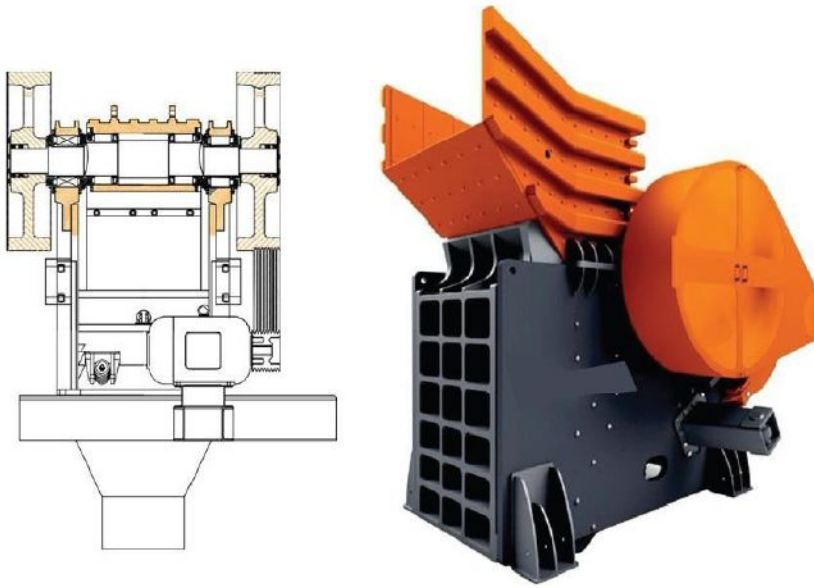
Tip /Type	Rotor apı ve Boyu (mm) Rotor diameter and length	Rotor Devir (dev/dk.) Rotor speed	Motor (kw)	Kapasite (ton/saat) Capacity	Alabileceęi max.para (mm) the part that he can take
RM -K36	1535 x 1000	350	90	75 - 150	200
RM -K35	1535 x 1800	350	185	100 - 250	200



ROK[®]
MACHINERY

Primary Jaw Crushers;

It provides crushing performance and long service life thanks to its special jaw profile. ROK99 secondary jaw crushers are heavy duty crushers used for crushing medium sized hard and abrasive materials. The crusher is generally used as secondary crusher and is used as primary or tertiary crusher according to the material size and hardness.



Tip/Type	Ağız Ölçüsü Feed Opening (mm)	Kapasite Capacity (ton/saat)	Motor (kw-d/d)	Volan Devri Flywheel Speed (rpm)	Çene Geniřlięi Jaw Width (mm)
RM-K07	110 x 850	100 - 250	132	220	1100
RM-K10	1100 x 850	200 - 300	160	220	1100
RM-K11	1300 x 1000	250 - 350	160	220	1300
RM-K140	1400 x 1000	300 - 350	200	220	1400
RM-K03	900 x 650	75	75	260	900



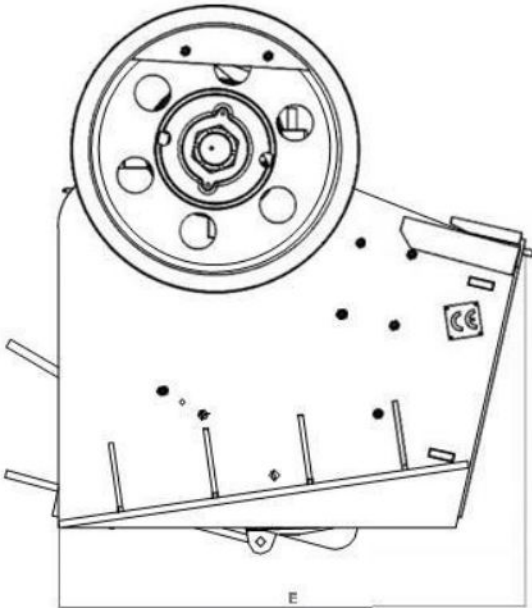
ROK®
MACHINERY

Jaw Crushers;

Jaw crushers are driven by a belt driven by a motor. It is widely used in aggregate and mineral processing industry. In particular, it is used for obtaining chippings from quarry material and for initial crushing in various ore crushing works. Jaw crushers are designed for the first breaking of the hardest materials. The product is fed from the top with a vibrating grid feeder. The eccentric rotary drive shaft rinses the movable jaw to crush the material with a fixed jaw.

Primary Jaw Crushers;

High manganese special profile jaws are used for low energy-maximum crushing performance of coarse and abrasive materials. Thanks to its fully welded rigid body structure, ROK 99 primary jaw crushers are designed to work under the heaviest conditions as the first crusher in the plants, offering high operating life even in the hardest and abrasive materials.



Tip/Type	Ağız Ölçüsü Feed Opening (mm)	Kapasite Capacity (ton/saat)	Motor (kw-d/d)	Volan Devri Flywheel Speed (rpm)	Çene Geniřlięi Jaw Width (mm)
RM-K06	300 x 150	10	7.5	150	125
RM -K01	400 x 225	15	15	225	150
RM-K02	380 x 610	30	30	315	600
RM -K03	900 x 650	75	75	260	900
RM-K04	900 x 200	30	30	315	900



ROK[®]
MACHINERY



Tertiary Crushers;

Thanks to its rotatable rotor in both directions, pallets are used in the most efficient way. The doors on both sides can be opened 180 degrees and maintenance and replacement of parts is very easy. Trs series tertiary crushers which are used as the 3rd crusher in the plant are the best machines that meet the need of sand. Thanks to the high rotor speed, it meets not only the amount of fine material required by the concrete batching plants in the sand. Thanks to both rotating rotors, pallets are used in the most efficient way. The doors on both sides can be opened 180 degrees and maintenance and replacement of parts is very easy.



Technical Specifications

Tip /Type	Rotor Çapı ve Boyu (mm) Rotor diameter and length	Rotor Devir (dev/dk.) Rotor speed	Motor (kw)	Kapasite (ton/saat) Capacity	Alabileceği max.parça (mm) the part that he can take
RM TRS 01	1130 x 600	750/1000	160	25 - 60	80
RM -TRS 02	1130 x 750	750/1000	200	35 - 80	80
RM -TRS 03	1130 x 1200	750/1000	315	45 - 100	120



ROK[®]
MACHINERY

Advantage of Kc series crushers

- Low investment cost compared to similar crushers
- Low operating cost (low cost of wearing parts by crushing principle by impacting material)
- Quick and easy installation
- Continuity and control in product distribution
- High capacity
- Cubic product
- Replaceable crushing chamber and rotor
- Powerful bearing system
- German financial 1st class diamond crusher bits
- Hydraulic adjustment motor adjustment group
- Automatic lubrication
- Reinforced bottom groove and liner group
- High dimension and reduction ratio (can perform the function of two crushers as secondary and tertiary as single crusher)
- Easy maintenance (wearable hammer and breaker plates can be replaced easily thanks to hydraulically opening cover.)
- High flexibility (easy product gradation control)
- Cubic structure, ideal product for concrete
- Forced lubrication with oil
-



Technical Specifications

Tip /Type	Rotor Çapı ve Boyu (mm) Rotor diameter and length	Rotor Devir (dev/dk.) Rotor speed	Motor (kw)	Kapasite (ton/saat) Capacity	Alabileceği <u>max.parça</u> (mm) the part that he can take
RM-VSI 900	900	CR	2 x 200	250-350	45
RM-VSI 900	900	OR	2 x 200	250-350	120
RM-VSI 900	800	CR	2 x 185	125-230	45
RM-VSI 900	700	CR	160	60-105	40



ROK[®]
MACHINERY

Rock Bunkers,

It is possible to divide the feeders used in crushing and screening plants into 2 groups according to the location where they are located in the plant or according to the type of equipment it supplies.

In primary or secondary crushers up to a certain size, they are feeders that feed the crushed, sieved or stocked material to the secondary, tertiary crusher or sieve in front of it..

a) Tuvanan material feeder;

They are heavy-duty feeders that feed tuvenan material from the furnace to primary crushers. Types are as follows, 1- Vibrating Feeders;

2- Crawler Feeders,

3- Varged Feeders,

4- Rotary Feeders,

b) Under Bunker Feeder;

Under-bunker feeder types are as follows:

1- Vibrating Feeders,

2- Belt feeders,

“Vibrating Feeders dir are the most widely used and economical type of feeders in crushing and screening plants. In the case of materials that are difficult to feed and moist, other types of feeders are used. Generally, the task of the feeder is to give the material of a certain size and distribution to the main machine (crusher, conveyor, screen, etc.) at a regular capacity.





ROK®
MACHINERY

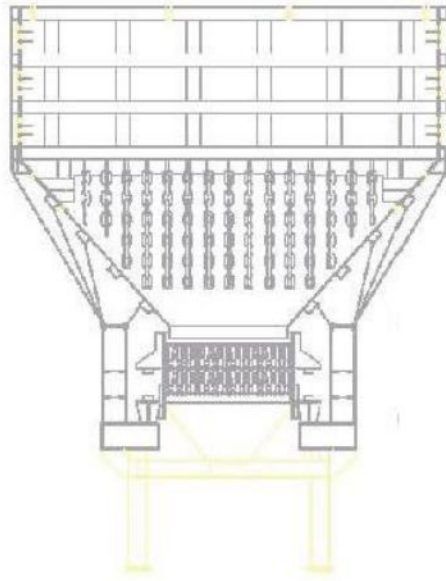
Vibrating Standard Feeder

The vibration body sits on a very robust chassis with sufficient coil spring. In the grating portion in front of the feeder vessel, the soil in the tuvenan material can be separated. For abrasive material, the bottom and sides of the feed trough are coated with a wear resistant liner.

ROK 99 vibrating feeders have a robust hopper and chassis that will take the impact of tuvenan material discharged from the truck. They have a hopper starting from 8 m³ up to 100 m³. The main vibration body makes linear vibration with 2 vibromotors imported from world-renowned companies.

Features and benefits;

- Very low maintenance and minimal operating costs,
- Simple drive system,
- Very robust bearing frame,
- High capacity,
- Easy capacity change with frequency converter,
- High hopper dominating,
- Grid section with adjustable opening, made of heavy-duty grids
- Automatic lubrication,
- Reinforced bottom groove and liner group,
- High size and reduction ratio,
- Easy maintenance,
- Easy product gradation control,
- Cubic structure,
- Ideal product for concrete,
- Forced lubrication with oil,



Technical Specifications

Tip /Type	Rotor Çapı ve Boyu (m) Rotor diameter and length	Rotor Devir (dev/dk.) Rotor speed	Motor (kw)	Kapasite (ton/saat) Capacity	Alabileceği max.parça (m) the part that he can take
RM -G09	5000x1100	1400	2x7,5-1500	80-100-150	12-20-30
RM -G10	4000x850	1160	2x4-1500	150-200	10-15-20
RM -G11	3000x550	820	2x3-1500	180-100	10
RM -G13	1350x5200	1100x2:2200	2x11-150	250-300-350	40-45-55



ROK[®]
MACHINERY


Vibrating Group Feeder,

Feeder and grating screens are driven by separate vibro motors. There are hanzines starting from 8 m³ up to 100 m³. For abrasive materials, the inclined portions of the hopper, the bottom and sides of the feeder body are coated with wear-resistant material.

1. It is possible to reach higher capacities compared to conventional feeders by bypassing the majority of the deposited material without entering the primary crusher.
2. Mainly by-pass materials such as clay, soil before entering the primary crusher to ensure cleaner material production.

Features and benefits;

Very low maintenance and minimal operating costs, Simple drive system,
Very robust bearing frame, High capacity,
Easy capacity change with frequency converter, High by-pass ratio due to long grating section,
Easy change of by-pass material size due to easy adjustment of grating gaps



Technical Specifications

Tip /Type	Çapı ve Boyu (mm) diameter and length	Devir (dev/dk.) speed	Motor (kw)	Kapasite (ton/saat) Capacity
RMTGB-976	950x4600	2x8	2x5.3	1050x3000
RMTGB-1282	1200x5200	2x9.8	2x8	1300x3000
RMTGB-1482	1400x5200	2x11.5	2x10.2	1500x3000
RMTGB-1810	1800x6000	2x13.8	2x11.5-2x19/1000	1900x4000

FEEDERS




Standard Sieves

heavy-duty bearing bearings were used. These bearings are specially designed for heavy loads occurring in the sieve. When the front groove of the sieve is made rail edging, the rapid change of the sieve wire is ensured. The sieve provides easy maintenance with the platform on three sides of the body. Product Sieves are made to divide the product into different size classes.

They are manufactured as 1, 2, 3 or 4 floors. A separate engine, belt-pulley system, special bearings and eccentric mil, which is embedded in the sieve body, are driven by an eccentric weight at each end of the shaft. They make a circular vibration.

Feature and Benefits;

High capacity, High reliability,
 SKF, FAG special sieve bearings,
 liquid oil, controlled lubrication possibility.




Technical Specifications

Tip /Type	Çapı ve Boyu (mm) diameter and length	Motor gücü	2 katlı ağırlık weight	3 katlı ağırlık weight	4 katlı ağırlık weight
RM ST-1240	1200x4000	7,5/1000	4750	5050	5560
RM ST-1540	1500x4000	15/1000	5700	6500	7000
RM ST-1650	1600x5000	15/1000	6550	7900	8000
RM ST-2050	2000x5000	15-22/1500	8500	8850	11300
RM ST-2060	2000x5000	22-30/1500	8840	10600	13000
RM ST-2460	2400x6000	30/1500	12600	14400	16000
RM ST-2470	2400x7000	30/1500	15750	17250	19000



ROK[®]
M A C H I N E R Y



Top Driven Sieve

The Top Driven Sieves have two bearings and each bearing group has two SKF or FAG special vibration bearings. There are 4 vibration bearings in 2 bearings. Top Driven Sieves make a vibration movement which increases the screening efficiency by the fact that the drive group is above the sieve body. In this way, the amount of material condensed in the feed section accelerates, allowing it to pass into the empty areas of the sieve. After the middle section, it

shows an opposite movement towards the feed direction, allowing the material to remain on the screen longer and increasing the screening efficiency.

Lubricated with oil or grease. The two bearing groups are connected to each other by a rear-shaft.

Features and Benefits:

High screening efficiency, High screening capacity, High reliability,
High bearing life, Easy maintenance,
Easy vibration and frequency change,

Technical Specifications

Tip /Type	Çapı ve Boyu (mm) diameter and length	Ağırlık weight	Motor (kw)
RM ST3-2460	2400x6000	10300	2x15
RM ST2-2575	2500x7500	11750	2x22



ROK[®]
MACHINERY

Heavy Duty Sieve:

Depending on the material size, the top layer of the sieve is either grilled or perforated sheet. SKF or FAG bearings are manufactured with CNC machine tools with high machining accuracy ISO: 9001 management system. 18° inclined. If the material is to be washed, the "Washing System" can be easily adapted.

"Heavy Duty Sieves" are specially designed screens for sieving coarse materials after primary crushing. Engineering design and vibration calculations were calculated to keep the sieving efficiency at maximum level and high safety coefficients were used for sieve strength.

Features and Benefits:

High manganese, heavy duty adjustable grids and perforated sheets. High capacity,
High reliability,
SKF, FAG special screen bearings,
Liquid lubricated, controlled lubrication possibility



Technical Specifications

Tip /Type	Çapı ve Boyu (mm)	Motor	2 katlı Ağırlık	3 katlı ağırlık
RMST/ISTE-1650	1600x5000	22/1000	5300	7700
RMSTI/IST-2050	2000x5000	30/1000	7000	9400
RMST/IST-2060	2000x6000	30/1000	7200	9500
RMST/IST-2460	2400x6000	30/1000	7500	10100



ROK[®]
MACHINERY



Mobile Sieve:

SKF or FAG bearings are used and sieves manufactured with CNC machine tools with high machining accuracy ISO: 9001 management system are used.

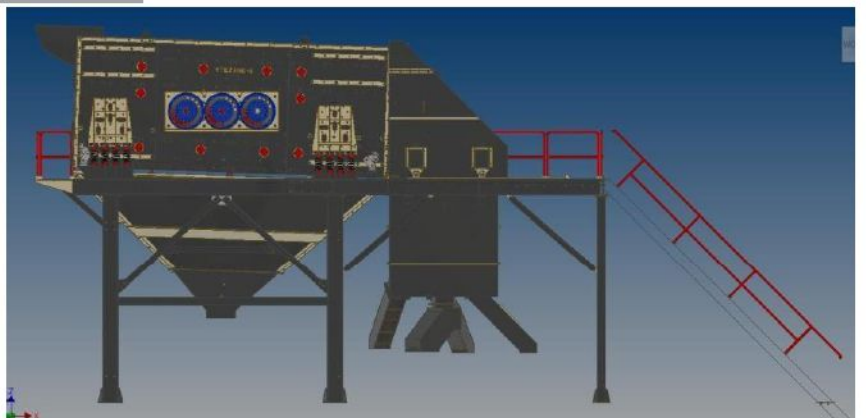
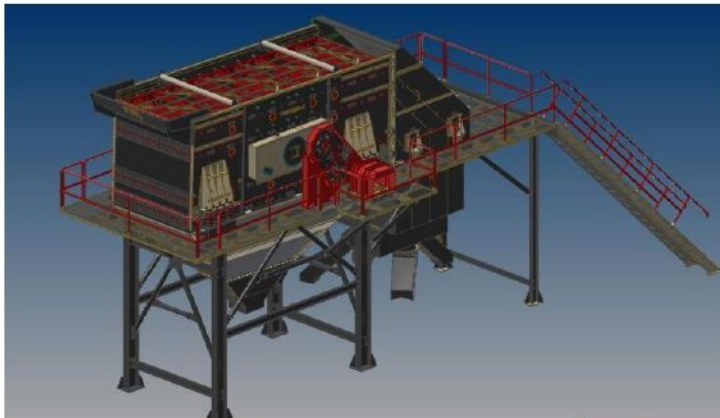
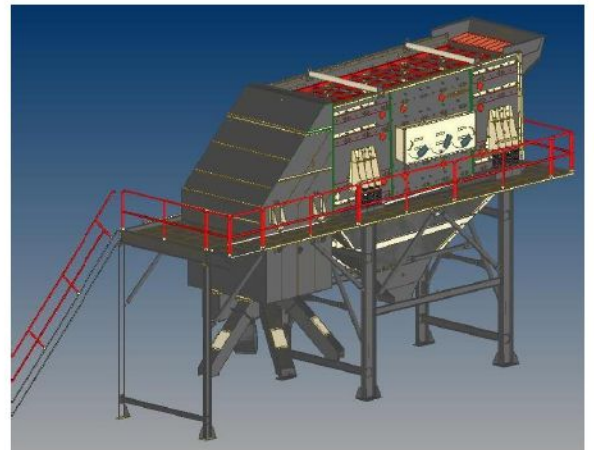
Mobil Sieves are formed by mobilizing all sieve groups in the product portfolio. According to the weight of the system, single-axle and double-axle by pulling the field by 6 wheels They can change places.

Features and Benefits:
High reliability Easy transport Easy montage Easy disassembly.

Technical Specifications

Tip /Type	Çapı ve Boyu (mm) diameter and length	Motor (kw)	Ağırlık weight	Ağırlık weight	Ağırlık weight
RMST-1240	1200x400	7.5/1000	6370	6670	7000
RMST-1540	1500x4000	15/1000	7300	8100	8300
RMST-1650	1600x5000	15/1000	8150	9500	9750
KCST-2050	2000x5000	12-22/1000	10300	10650	13500
RMST-2060	2000x6000	22-30/1000	12000	12900	15000
RMST-2460	2400x6000	30/1000	12900	13800	15500

SIEVES





ROK[®]
M A C H I N E R Y


Aggregate Bunkers:

As a crushing and screening company, Mechanical Stabilization Plant includes four-chamber bunker, four bunker six-belt conveyor and one main collection belt conveyor. The material poured into the bunker in the upper group is poured on the main belt conveyor in desired amounts at variable times and delivered to the mixing places.

Mechanical Stabilization Plant is a robust and durable machine. Maintenance is very easy. When routine maintenance is carried out completely, both life span and yield loss are not experienced.

Aggregate bunkers are produced in 2 types with 250-300 tons / h and 450-500 tons / h capacity according to the capacity required by asphalt construction sites. 4-group aggregate bunkers are completed with feeder belts and material flow is adjusted mechanically.

Tip	300	500
Kapasite	250-325	450-500
Bunker hacim (m3)	4x17 m3	4x17 m3
Besleyici bant (mm)	600x1250 (4 adet)	600x1250 (4 adet)
Toplayıcı	800x12000	800x12000
A ölçüsü (mm)	14700	14700
B ölçüsü (mm)	2850	2850
C ölçüsü (mm)	5000	5000
D ölçüsü (mm)	13560	13560
E ölçüsü (mm)	3300	3300





ROK[®]
MACHINERY

Elek Yedek Parçaları

Sieve Spare Parts



ElekTakoðu




ElekYayı



HelezeonLastığı aKaplın






Fıskiye



Çelik Elekler



Steel Sieve






ROK[®]
MACHINERY

Impact Crusher Casting Products



Tertiary Crusher Casting Products



Vertical Shaft Crusher Casting Products





ROK[®]
MACHINERY

Jaw Crusher Casting Products



Flywheels




Darbeli Kmcı Paleti

Helezeon Lastığı 8:Kaplın

Redüktör

Rulman



Pöretan Elek Teli



Ceneli kırıcılar pitmanları



Elek Gergi Cıvatası



Elek Kelepçesi



Bant Rulusu



Bant Raptiyeleri



ROK®
M A C H I N E R Y



+90 (532) 424 83 59 (English) Mr. Ahmet KANAT
+90 544 219 06 55 Mr. Murat BİLEN



info@rok99.com
www.rok99.com



Head Office:

Ataköy 7-8-9-10. kısım E-5 Yan Yol Cd. Ataköy Towers
A Blok No: 2D-1/70 Bakırköy / İstanbul

Factory Adress:

Dağyaka mah. 2007. Sok. No.4
Kahramankazan/Ankara